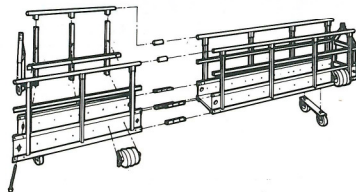
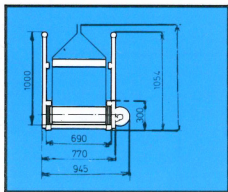
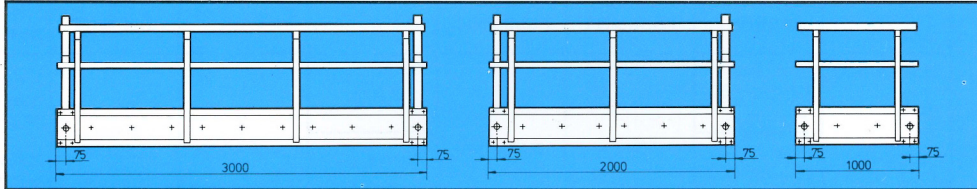


PLATFORME

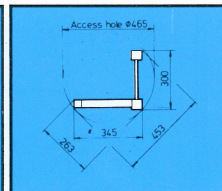
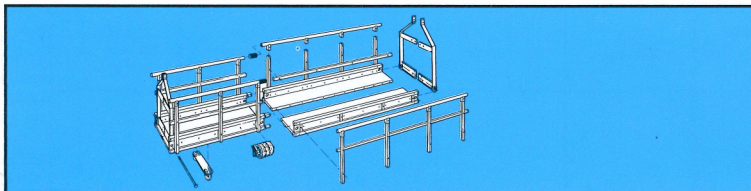


TYPE 500 STANDARD PLATFORM

Vægt enkeltdele (kg)

Dæk sektion 1 m	19,0
Dæk sektion 2 m	39,0
Dæk sektion 3 m	58,0
Gelænder pr. par 1 m	8,0
Gelænder pr. par 2 m	13,5
Gelænder pr. par 3 m	19,5
Stålgalger pr. par	36,0
Vægruller	11,0
Dobb. kørehjul pr. par	20,0
Samleblokke sæt	7,0
Gelændersamling	0,3

Hvor samleslag anvendes er vægt incl.



TYPE 505 KEDELPLATFORM

Vægt enkeltdele (kg)

Dæk sektion 1 m	24,0
Dæk sektion 2 m	45,0
Dæk sektion 3 m	66,0

Egen vægt (kg) Egen vægt (kg) Incl. 2 Alpha spil, 2 Sky Lock, 50 m wire, kabel og kontrolboks

500/505

500/505

Egen vægt (kg)

Egen vægt (kg)

Incl. 2 Alpha spil, 2 Sky Lock, 50 m wire, kabel og kontrolboks

500/505

500/505

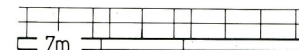
119/125

285/291



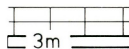
263/283

429/449




144/152

310/318



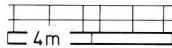
329/353

494/518




172/184

337/349



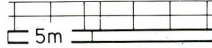
363/391

529/557



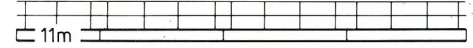
204/218

370/384



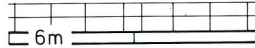
388/418

554/584



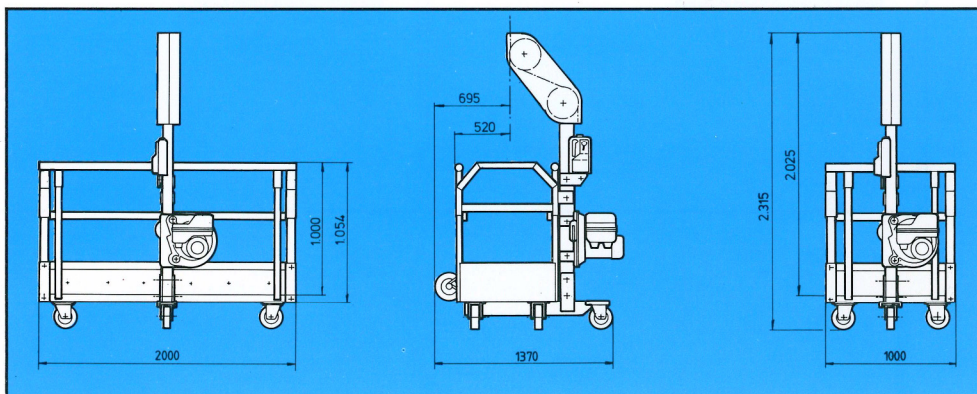
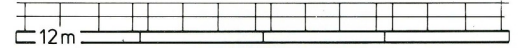
229/245

395/400



413/445

579/611



TYPE 500 ENKELTSPIPLATFORM 1 M - 2 M MED G-BØJLE

Vægt enkeltdele (kg)

Dæk sektion 1 m type 500	19,0
Dæk sektion 1 m type 505	24,0
Dæk sektion 2 m type 500	39,0
Dæk sektion 2 m type 505	45,0
Gelænder pr. par 1 m	8,0
Gelænder pr. par 2 m	13,5
Endegelænder pr. par	11,0
G-bøjle	60,0
Dobb. kørehjul pr. par	20,0
Vægruller	4,5